


Halloween Art Activities



How to Draw a Bat:



©Copy right Blue tadpole studio. All right reserved.

How to Draw a Bat by Alison

1. Draw two circles for the head and body
2. Next draw two oval shaped ears at the top of the head and two oval shaped wings at the side of the body
3. Draw bouncy lines at the bottom of the wing
4. After that rub out the bottom of the wing (only the straight line) and draw two semi- circles for the feet and a happy face with the mouth open on the bat
5. Draw in fangs in the mouth and claws on the feet
6. Finally colour in the bat in any colours you want!!!

Fill in the Gaps by Stephen

H_____ is a scary night on October 31st.

The trick or treaters wore amazing c_____.

W_____ ride brooms and have pointy noses.

A p_____ wore an eye patch and wanted to bury treasure.

A v_____ has sharp teeth and loves blood.

A w_____ is a man that turns into a big vicious hairy animal at full moon.

Bat's So Cute by Shauna

What you need:

- * Black Sock
- * Batting
- * Black and white crafts foam
- * Two black pipe cleaners
- * Glue gun and hot melt adhesive
- * Scissors
- * Pencil
- * Safety pin

Step 1

Fill sock to heel with batting. Trim extra fabric, then fold flap over and secure with a safety pin.

Step 2

Draw bat wings onto the black foam and have your child cut them out. Do the same on the white foam to make the eyes and mouth. Cut each pipe cleaner into three sections and twist together at one end to make feet.

Step 3

Hot-glue the wings, face, and feet onto the bat. When dry, use pipe cleaners to hang the bat upside down from a tree branch.



#HALLOWEEN
EDITION



Pupil's Post 2014

VOLUME 1, ISSUE 1

HALLOWEEN 2014

New Principal!!!

Welcome back everyone!

Happy Halloween!!!

We hope you all have your costumes ready for Halloween! Fear not if you don't because we have some great ideas for some in this issue.


This is the first issue of the Pupils Post so far this year. All of the articles are from 6th Class. If you would like to submit an article for the next Pupils Post, you can e-mail it to pupilspost2014@gmail.com

As you all may know Ms. Durcan has retired and Mr. Cannon is retiring this

year... awwwww. Well we have the breaking news that the new principal has been appointed. The new principal will be Ms. Dolores Kelly and she will be taking over from the 1st of January. Ms. Kelly is no stranger to being principal, she was already a principal in a big school in Co. Wexford.

In the next few weeks you will get the chance to meet her. I bet you all can't wait!!!

To celebrate the new school era and Mr. Cannon's retirement there will be an open week in the school beginning on Sunday the 23rd of November. There is going to be a special mass by our bishop Eamon Walsh too..



Edited by Miriam, Stephen and Patrycja

INSIDE THIS ISSUE:

New school Principal 1

Sculpture 1

Sports Page 2

Halloween Fun Activities 3

Recipes 4

Colouring Competition 5

Interview with Mr. O'Brien 6

Make your own hair 6

Halloween Poetry + Quiz 7

Art Activities 8

School Sculpture By Miriam Stephen and Patrycja



Have you noticed our new and cool, school sculpture? It's called Sí na Gaoithe (the Fairy Wind). It's placed just outside the front of the school. It represents oak leaves blown by the wind into a whirlwind. Don Cronin is the artist so if you see him don't forget to thank him.

Great results come Ireland's way

By Jones

The Euro 2016 Qualifiers have started and Ireland have won 3 out of 3 games. Last Saturday Ireland beat Gibraltar 7-0. Last month Ireland defeated Georgia 2-1 and on Tuesday the 14/10/14 was one of the best nights in Irish soccer history. Ireland drew with Germany 1-1, thanks to a late goal by John O' Shea. That was just enough to put Ireland second in the table but Poland is first only on goal difference.



Player Profile by Seán G



DI MARIA

Angel Di Maria is an Argentinian Professional footballer who plays for Manchester United and the Argentina national team. He plays either winger or attacking midfielder.

Full Name: Angel Fabian Di Maria Hernandez

D.O.B: 14th February 1988 (age 26)

Place of Birth: Rosario, Argentina

Poetry By Ciara

Trick or treat,
Smell my feet,
Give me something
nice to eat.
If you don't, i don't care
I'll just pull down your
underwear.

Unscramble these Halloween words

By Shauna

Muknpi:

Rcasy:

Kritc ro ttrate:

Sncedortioa:

Steews:

Ftuur:

Scmtouse:

How To Make Halloween Brownies

Ingredients :

- 275g of brown sugar
- 75g of self raising flour
- 125g of butter
- 2 tablespoons of coco powder
- 2 eggs
- 100g of dark chocolate
- 1 teaspoon of vanilla essence
- Decorations of your choice



Method :

1. Put the butter and sugar in a bowl and beat until pale and fluffy .
2. Add the vanilla and 2 eggs and continue stiring
3. Sieve the flour and coco powder into the bowl and keep stiring .
4. Melt the chocolate on the stove or in the microwave on a low heat.
5. Pour the chocolate into the mixture and keep mixing .
6. Grease your tin with a knob of butter and pour the mixture into the tin .
7. Preheat your oven to 180 deegree or gas mark 4 and bake for 25 minutes .
8. Leave your brownies to cool and decorate them .
9. Enjoy

Halloween quiz

1. When is Halloween night ?
2. What does a devil wear on his head ?
3. What does a witch fly on ?
4. What is the original name for Halloween ?
5. Where do dead people go ?
6. Fill in the title of this movie !
_____ Potter
7. What comes out at a full moon ?
8. What is halloween in Irish ?
9. What is a male witch called ?
10. Who is this person?



HAUNTED HOUSE

By Angel and Orla

There's a house upon the hill
top
We will not go inside.
For that is where the witches
live
Where ghosts and goblins hide.

Tonight they have a party,
all the lights are burning bright,
But oh we will not go inside the
haunted house tonight!!!!

The demons there are whirling
and the spirits whirling
And the spirits whirl about, They
sing there songs to Halloween
"Come join the fun" they shout.

But we do not want to go there
so we run with all our might and
oh
We will not go inside the haun-
ted house tonight.

Interview with Mr.O'Brien By Ashley

- Q. Hi Mr O' Brien , I heard you were leaving after Christmas like Mr Cannon
I am
- Q. Why are you leaving?
I'm going on a career break with the Abu Dhabi Education Council
- Q. Interesting, and how long have you worked here?
one year less then Mr. Cadigan, so 9 years
- Q. Do you like the new school?
I love the new school especially the pitch
- Q. What will you miss most?
The cycles to Bohernabreena reservoir.
- Q. Do you miss the old school?
No
- Q. Will you be bringing Pascal and your bike?
No, they will be safer here
- Q. Do you ever think you will come back?
That's the million dollar question
- Q. Do you miss Ms Durcan?
I'm heart broken for my culchie friend
- Q. What teacher will you miss most?
Sure it has to be Mr Cadigan
- Q.What will you do if you don't get in to the Education Council?
I'll drive a tractor




DIY Hair Dye By Nuha

Things you will need:
chalk pastel
Water or hair spray
and of course your hair

Method:
1.Wet your hair with some water or hair spray.
2.Pick a chalk pastel colour of your choice.
3.start rubbing the colour onto your hair.

Results:
You should have a nice shades of colours on your hair. Hope this inspired you for your Halloween costume !!!



Halloween costume Ideas by Shauna



Girls	Boys
Princess	Frankenstein
Mini-mouse	Vampire
Bumble bee	Spiderman
Goth	Robot
Skeleton	Monster

Weird Facts—By Gabi and Miriam

- 1.You have no sense of smell when you sleep
2. Astronauts aren't allowed to eat beans before launching because gas (farts) damages the spacesuits
3. Crocodiles swallow stones so that they dive deeper
4. It is a criminal offence to drive a dirty car in Russia.
5. There was a law against selling dolls without life-like faces.
6. About 600 people combust (GO ON FIRE!!) in surgery each year.
7. Babies have taste buds in their cheeks.
8. Rabbits and parrots can see behind themselves without turning their heads.
9. Most of the dust in your house is dead skin.
10. There is a world record for seeing how many times you've attempted a world record.

Alex's Top 10 Songs

1. Shake it off: Taylor Swift
2. All about that bass: Meghan Trainor
3. Bang Bang: Jessie J Nicki Minaj and Ariana Grande
4. Blame: Calvin Harris
5. Animals: Maroon 5
6. Chandelier: Sia
7. Waves: Mr Probz
8. Anaconda : Nicki Minaj
9. Wiggle: Jason Derulo
10. Changing: sigma ft. Paloma Faith

Halloween Wordsearch BY Atef

V	D	Z	O	M	K	Y	N	T	E
T	A	G	W	I	T	C	H	A	R
Z	O	M	B	I	E	J	P	E	I
F	H	S	P	O	O	K	Y	R	F
P	A	K	I	I	K	S	C	T	N
U	L	R	E	E	R	W	P	R	O
M	L	O	E	T	L	E	U	O	B
P	O	W	H	I	T	E	T	K	V
K	W	E	S	L	M	T	S	C	N
I	E	R	N	Z	A	S	O	I	P
N	E	I	A	S	K	F	H	R	L
I	N	F	B	W	P	O	G	T	F

Find the words:

- Halloween
- Sweets
- Vampire
- Witch
- Zombie
- Trick or treat
- Spooky
- Pumpkin
- Fireworks
- Ghost
- Bonfire
- Banshee

Barín Breac Recipe: by Ben



Ingredients:

- 450g plain flour
- 1 tsp. baking powder
- 170 g caster sugar
- 225 g mixed dried fruit
- 1 each large egg
- 1 tsp. mixed spice
- 1 l hot Irish breakfast tea

Surprise Ingredients:

- a gold ring
- a coin
- Etc.

Method:

1. Begin by pouring the hot tea over the dried fruit, stir well before covering and leave to soak overnight.
 2. When the fruit is ready, mix the eggs and sugar together in a separate bowl, giving them a slight whisk to add a little air to the brack.
 3. Drain the excess tea from the fruit and add in the egg and sugar mix.
 4. Add the baking powder and spice mix to the flour and sift this into the fruit mix, stirring gently all the while.
 5. Knead the dough gently now so as not to break up the fruit.
 6. Line a 7" baking tin and place in the dough evenly throughout. I think it best to add the surprise ingredients at this point, this way you can ensure that they are spread throughout the whole brack.
 7. Pre heat the oven to 170 degrees before placing the brack in the centre of the oven.
 8. Bake for approximately 70 minutes, you can check it is cooked by putting a skewer into the centre, if it comes out clean it's ready.
 9. Remove from the oven and tin before cooling on a wire rack.
- In my house my mother always cut the brack and buttered before serving, ensuring that no one else would know where the surprise ingredients where! Good Luck!

Yum

Colouring Competition!!!

Wikia.com
Converted by : [RarityWilson](#)



To enter, Return to Ms. Lynch's class before 7th November!

Jokes by Fatima

Knock knock,
who's there?
Ice cream,
Ice cream who?
I scream every time I see a
ghost!

Where do mummies go for a
swim?
To the dead sea

What turns the light off in
Halloween?
The lights witch

Why did the vampires
cancel the baseball game?
because they couldn't find
their bats

Halloween World Records by Jake

1. The Largest Pumpkin Pie was made by New Bremen Giant Pumpkin Growers in Ohio on October 8, 2005. It weighed 2,020 lbs. and measured 12 feet, 1 inch long.
2. The heaviest pumpkin ever weighed was 2009 lbs.
3. The Largest Butterscotch Candy was made at the Nidar factory in Trondheim, Norway on August 12, 1997. It weighed 3,527 lbs. and measured 5.02 feet x 5.02 feet x 17.7 inches. It was a scaled-up version of the candy being held
4. The world record for Most People Wearing Costume Masks is 27,080. It was set May 10, 2011, at Angel Stadium in Anaheim, California
5. Maria Jose Cristerna, the famed "Vampire Lady of Mexico," holds the world record for Most Body Modifications by a Female with 49

The Yeti

A yeti is a mysterious creature that is called the abominable snowman. He lives in the Himalaya Mountains. The first report of a Yeti appeared in 1925 when a Greek photographer, N.A. Tombazi saw a creature moving in the distance across some lower slopes. The creature was almost a thousand feet away. The creature disappeared before he could get a picture. He went to see the ground where he spotted the creature. He found a foot almost similar to a man but much larger. They found 15 prints, each one 1 and a half inches apart. He thought he saw a demon, but he didn't know what creature it was!



Halloween Jokes

By *Patrycja*

Q. Why didn't the skeleton cross the road?
A. Because he had no guts.

Q. How do you make a witch itch?
A. Take away her W.

Q. What room can't zombies go into?
A. The LIVING room!

Q. Why didn't the skeleton want to go to the dance?
A. Because he had no body to go with.

Q. Why do witches fly around on broomsticks?
A. Because vacuum cleaners are too heavy!

Knock, knock
Who's there?
Boo!
Boo! who?
No, no, don't cry! I was just kidding.